





| Rank | Competitor | Age | Club | RT | PTS | Result |
|------|---|-----------|---|---------|---------|---------------------------------|
| 1 |  United Swimmir | 16 |  | 0.67 | | 4:25.28 |
| | Vanzin McManus | 15 (0.67) | 33.05 | 33.05 | | |
| | Alex McIntosh | 16 | 36.52 | 1:09.57 | | |
| | Kiri Yamagami | 16 (0.44) | 33.98 | 1:43.55 | | |
| | Octavia Mahoney | 15 | 39.34 | 2:22.89 | | |
| | Vanzin McManus | 15 (0.04) | 29.21 | 2:52.10 | | |
| | Alex McIntosh | 16 | 34.74 | 3:26.84 | | |
| | Kiri Yamagami | 16 (0.14) | 27.06 | 3:53.90 | | |
| | Octavia Mahoney | 15 | 31.38 | 4:25.28 | | |
| 2 |  Wharenui Swim | 16 |  | 0.59 | | 4:31.54 Entry: 4:27.50 +4.04 |
| | Laura Menzies | 16 (0.59) | 30.91 | 30.91 | | |
| | Olivia Vivian | 15 | 34.15 | 1:05.06 | | |
| | Tandia Fisher | 15 (0.43) | 36.88 | 1:41.94 | | |
| | Emily Saunders | 15 | 41.55 | 2:23.49 | | |
| | Laura Menzies | 16 (0.39) | 31.22 | 2:54.71 | | |
| | Olivia Vivian | 15 | 36.67 | 3:31.38 | | |
| | Tandia Fisher | 15 (0.21) | 27.66 | 3:59.04 | | |
| | Emily Saunders | 15 | 32.50 | 4:31.54 | | |
| 3 |  Parnell Swimmie | 15 |  | 0.68 | | 4:38.53 |
| | Mackenzie Tobin | 15 (0.68) | 31.38 | 31.38 | | |
| | Eve Lu | 15 | 34.80 | 1:06.18 | | |
| | Fiona Sheng | 15 (0.49) | 36.11 | 1:42.29 | | |
| | Renee Li | 15 | 43.30 | 2:25.59 | | |
| | Mackenzie Tobin | 15 (0.04) | 30.99 | 2:56.58 | | |
| | Eve Lu | 15 | 39.77 | 3:36.35 | | |
| | Fiona Sheng | 15 (0.22) | 28.80 | 4:05.15 | | |
| | Renee Li | 15 | 33.38 | 4:38.53 | | |
| 4 |  Hamilton Aquati | 16 |  | 0.61 | | 4:40.21 Entry: 4:36.89 +3.32 |
| | Paige Stringer | 16 (0.61) | 31.22 | 1:05.78 | 1:05.78 | |
| | Chian-Ying Sat | 13 (0.38) | 39.03 | 1:25.02 | 2:30.80 | |
| | Poppy Van Geneijgen | 16 (0.08) | 30.89 | 1:09.12 | 3:39.92 | |
| | Jessica Richardson | 16 (0.17) | 28.44 | 1:00.29 | 4:40.21 | |
| 5 |  Mt Maunganui S | 16 |  | 0.72 | | 4:42.07 |
| | Greer Sander | 15 (0.72) | 32.74 | 1:09.43 | 1:09.43 | |
| | Sophie Scott | 16 (0.62) | 37.77 | 1:20.22 | 2:29.65 | |
| | Renee Dresner | 15 (0.54) | 31.02 | 1:08.34 | 3:37.99 | |
| | Charlotte Devoy | 16 (0.29) | 29.55 | 1:04.08 | 4:42.07 | |
| 6 |  Liz van Welie A | 16 |  | 0.66 | | 4:47.18 |
| | Rylee Jury | 13 (0.66) | 34.60 | 34.60 | | |
| | Alyssa Salmons | 16 | 39.49 | 1:14.09 | | |
| | Mackenzie Jury | 15 (0.18) | 37.75 | 1:51.84 | | |
| | Camryn Guthrie | 16 | 45.37 | 2:37.21 | | |
| | Rylee Jury | 13 (0.39) | 30.90 | 3:08.11 | | |
| | Alyssa Salmons | 16 | 36.84 | 3:44.95 | | |

| | | | | |
|----------------|----|--------|-------|---------|
| Mackenzie Jury | 15 | (0.48) | 28.90 | 4:13.85 |
| Camryn Guthrie | 16 | | 33.33 | 4:47.18 |

| | | | | | |
|----------|--|----|---|------|----------------|
| 7 |  Aquabladz NP / | 16 |  | 0.72 | 4:52.43 |
|----------|--|----|---|------|----------------|



| | | | | |
|---------------|----|--------|-------|---------|
| Lily Hill | 15 | (0.72) | 33.94 | 33.94 |
| Emma Icceton | 16 | | 37.93 | 1:11.87 |
| Shyla Kennard | 16 | (0.36) | 37.44 | 1:49.31 |
| Kaia Prince | 14 | | 46.64 | 2:35.95 |
| Lily Hill | 15 | (0.46) | 31.45 | 3:07.40 |
| Emma Icceton | 16 | | 38.15 | 3:45.55 |
| Shyla Kennard | 16 | (0.27) | 31.42 | 4:16.97 |
| Kaia Prince | 14 | | 35.46 | 4:52.43 |

| | | | | | |
|----------|---|----|---|------|---|
| 8 |  St Paul's Swimr | 16 |  | 0.62 | 4:56.12 Entry: 4:50.00 +6.12 |
|----------|---|----|---|------|---|

| | | | | | |
|-------------------|----|--------|-------|---------|---------|
| Eunice Liu | 16 | (0.62) | 35.39 | 1:16.07 | 1:16.07 |
| Samantha Tilley | 15 | (0.07) | 36.14 | 1:18.27 | 2:34.34 |
| Samantha Alderton | 15 | (0.23) | 31.09 | 1:13.63 | 3:47.97 |
| Kaylee Smith | 15 | (0.27) | 31.91 | 1:08.15 | 4:56.12 |

| | | | | | |
|----------|--|----|---|------|---|
| 9 |  Howick Pakurar | 15 |  | 0.72 | 4:59.36 Entry: 4:50.02 +9.34 |
|----------|--|----|---|------|---|

| | | | | | |
|-----------------------|----|--------|-------|---------|---------|
| Jasmine Laban | 14 | (0.72) | 36.13 | 1:15.85 | 1:15.85 |
| Ariana Neems | 13 | (0.29) | 38.42 | 1:22.97 | 2:38.82 |
| Maeve McDonnell | 15 | (0.44) | 33.49 | 1:14.35 | 3:53.17 |
| Alisa Sutthiphosuwann | 13 | (0.10) | 31.56 | 1:06.19 | 4:59.36 |

| | | | | | |
|----------|---|----|--|------|------------|
| - |  Coast Swimmin | 16 |  | 0.64 | DSQ |
|----------|---|----|--|------|------------|

| | | | | | |
|------------------|----|---------|--|--|-----|
| Hayley Wyatt | 15 | (0.64) | | | DSQ |
| Nina Rice | 16 | (0.20) | | | |
| Emma Du | 15 | | | | |
| Olivia Henderson | 14 | (-0.05) | | | |

| | | | | | |
|----------|--|----|---|------|------------|
| - |  North Shore Sw | 15 |  | 0.66 | DSQ |
|----------|--|----|---|------|------------|

| | | | | | |
|-------------------|----|---------|--|--|-----|
| Charlotte Welsh | 15 | (0.66) | | | DSQ |
| Chanelle Huang | 15 | (0.42) | | | |
| Amber Lin | 15 | (-0.07) | | | |
| Pare Teura-Davies | 15 | (0.47) | | | |